


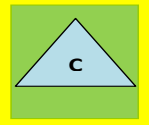



BMW Yearly Summary (2026)

| Month |  |  |  |  |  | Total Bags | | Occupancy | BMW Average Per Bed | | | |
|----------|---|---|--|---|---|-------------|-----------------|-----------|---------------------|-----------------|------|-------------|
| | Yellow Bags | | Red Bags | | Blue Bags | | Cytotoxic Waste | | | Sharp Container | Nos. | Wt. (In Kg) |
| | Nos. | Wt. (In Kg) | Nos. | Wt. (In Kg) | Nos. | Wt. (In Kg) | | | | | | |
| January | 1000 | 3843.41 | 933 | 5385.245 | 375 | 1488.91 | 90.38 | 97.21 | 2434 | 14021.23 | 5846 | 2.40 |
| February | 900 | 3474.38 | 854 | 5224.47 | 314 | 1366.99 | 90.85 | 95.55 | 2207 | 10252.24 | 5878 | 1.74 |
| March | 973 | 3355.66 | 929 | 5064.45 | 348 | 1443.89 | 119.91 | 96.91 | 2378 | 10080.83 | 6040 | 1.67 |