


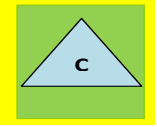



BMW Yearly Summary (2025)

Month						Total Bags		Occupancy	BMW Average Per Bed			
	Yellow Bags		Red Bags		Blue Bags		Cytotoxic Waste			Sharp Container	Nos.	Wt. (In Kg)
	Nos.	Wt. (In Kg)	Nos.	Wt. (In Kg)	Nos.	Wt. (In Kg)						
January	1002	3553.08	952	4806.03	350	1250.84	159.39	107.02	2444	9856.355	5805	1.70
February	879	3114.67	843	4680.52	330	1254.35	116.855	97.705	2176	9264.10	5579	1.66
March	974	3437.42	922	5305.225	368	1439.39	101.625	105.745	2399	10389.40	5912	1.76
April	954	3235.88	910	5034.79	373	1852.54	107.41	106.755	2378	10337.38	6018	1.72
May	980	3589.51	949	5380.51	378	1543.93	120.13	105.5	2450	10739.57	6396	1.68
June	962	3739.58	929	5125.835	357	1363.8	111.78	107.805	2383	10448.8	5865	1.78
July	988	4022.74	942	5391.433	393	1582.73	135.025	117.56	2471	11249.49	6519	1.73
August	999	5911.62	958	6226.595	399	1641.29	123.03	131.06	2507	14033.6	7239	1.94
September	1010	4101	973	6010.68	403	1759.56	116.465	107.085	2522	12094.79	7426	1.63
October	983	3886.85	939	5300.82	369	1795.71	118.86	102.345	2431	11204.59	5634	1.99
November	974	3920.51	930	5628.086	366	1448.78	122.595	99.25	2411	11219.22	5914	1.90
December	943	3878.36	935	5415.21	363	1445.94	91.575	112.6	2421	11137.38	5993	1.86
TOTAL	11648	46391.22	11182	64305.73	4449	18378.8	1424.725	1300.425	28993	131974.7	74300	1.78
AVG/ MONTH	970.67	3865.94	931.83	5358.81	370.75	1531.57	118.73	108.37	2416.08	10997.89	6191.67	1.78
AVG/DAY	31.91	127.10	30.64	176.18	12.19	50.35	3.90	3.56	79.43	361.57	203.56	1.78