


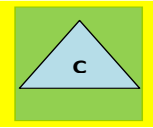



BMW Yearly Summary (2023)

Month						Total Bags		Occupancy	BMW Average Per Bed			
	Yellow Bags		Red Bags		Blue Bags		Cytotoxic Waste			Sharp Container	Nos.	Wt. (In Kg)
	Nos.	Wt. (In Kg)	Nos.	Wt. (In Kg)	Nos.	Wt. (In Kg)						
January	919	3647.58	903	5206.975	327	1301.2	95.84	108.515	2278	10360.11	6580	1.57
February	825	3222.36	808	4874.53	302	1161.45	73.4	90.5	2049	9422.25	6168	1.53
March	814	3065.43	805	4764.02	284	1083.3	90.47	111.8	2027	9115.02	6172	1.48
April	891	3252.73	897	5197.34	341	1299.73	107.92	112.045	2264	9969.77	6031	1.65
May	1214	3342.82	937	5382.03	338	1303.48	114.87	104.43	2375	10253.38	6627	1.55
June	938	3380.50	900	5066.79	351	1317.08	99.14	103.02	2307	9966.53	5719	1.74
July	988	3559.05	948	5440.631	412	1607.55	109.96	97.48	2472	10814.68	6494	1.67
August	1009	3915.34	941.2	5829.055	369	1497.89	117.985	100.785	2407	11461.05	7156	1.60
September	958	3746.02	924	5641.13	369	1421.42	127.405	94.985	2378	11030.97	6884	1.60
October	981	3668.09	941	5408.12	364	1421.79	117.22	133.795	2412	10749.82	6620	1.62
November	921	3333.18	886	4913.095	307	1287.83	115.48	85.22	2228	9734.795	5383	1.81
December	917	3532.07	887	4977.685	315	1231.28	126.64	82.12	2235	9949.795	5393	1.84
TOTAL	11375	41665.17	10777	62701.4	4079	15934	1296.315	1224.693	27432	122828.2	75227	1.63
AVG/ MONTH	947.92	3472.10	898.10	5225.12	339.92	1327.83	108.03	102.06	2286.00	10235.68	6268.92	1.63
AVG/DAY	31.16	114.15	29.53	171.78	11.18	43.65	3.55	3.36	75.16	336.52	206.10	1.63